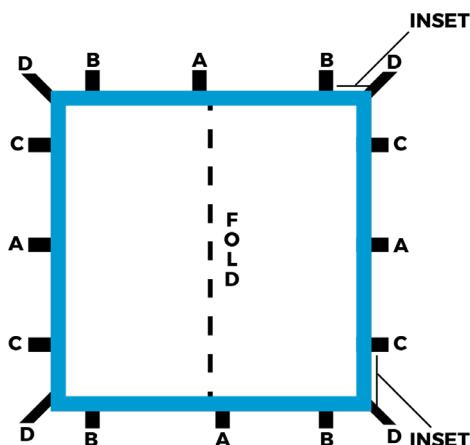


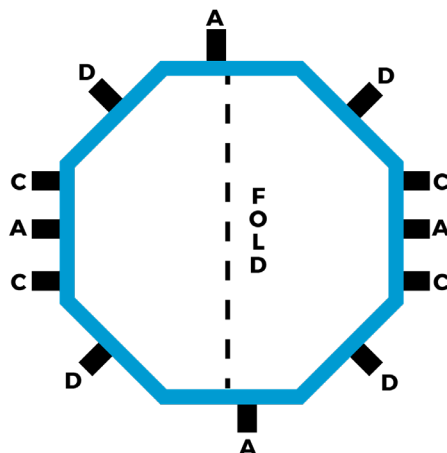
Strap Options

Please choose your strap placement for your new hardcover. If you do not see your spa shape, please choose the shape that most closely matches yours (e.g. the square for a rectangular cover) or mark your preferred strap placement on the spa shape you selected on Page 1.

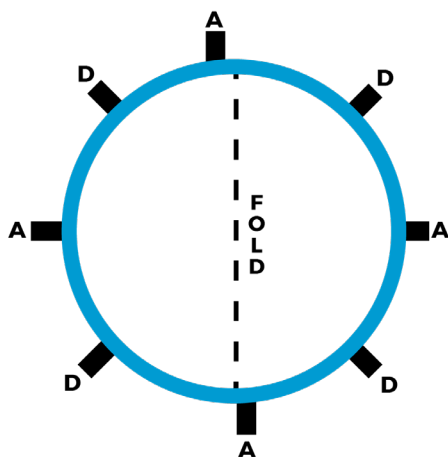
Square/Rectangular Spa Covers



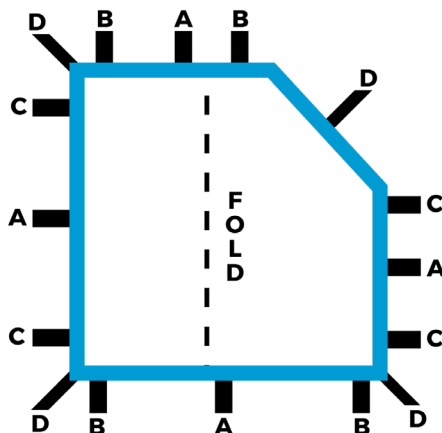
Octagonal Spa Covers



Circular Spa Covers



Cut Corner Spa Covers



Measuring the Inset

To measure the inset for square/rectangular spas, measure the distance between the corner of the cover and where the strap starts. For covers with rounded corners, measure from where the curve starts (not from the center of the curve) to where the strap starts. If in doubt, please enter 0 and provide as much information about your spa as you are able.

Have questions?

Please email info@thepoolandspahouse.com and we will be glad to assist you in filling out the form. You may also bring the form to any of our retail locations and request help in person.